

Changing Room/Bathroom Stalls



The items on the left were all handmade.

Video tutorials for these items can be found on my website and also on my YouTube channel.

If you decide to make any of our projects please share them with us through our facebook page or you can email them to laurieheisler@gmail.com
(Subject: DMMAT Projects)



Subscribe



Like



Share

You can find more photos of this project in our facebook photo gallery

www.dollhousetutorials.com


www.dollhouseminiaturemadnessandtutorials.com



Please follow my dad and I as we create more miniature dollhouse tutorials.

Bathroom Stall/Changing Room


Side Wall




Back Wall



Door



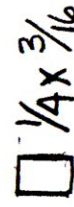

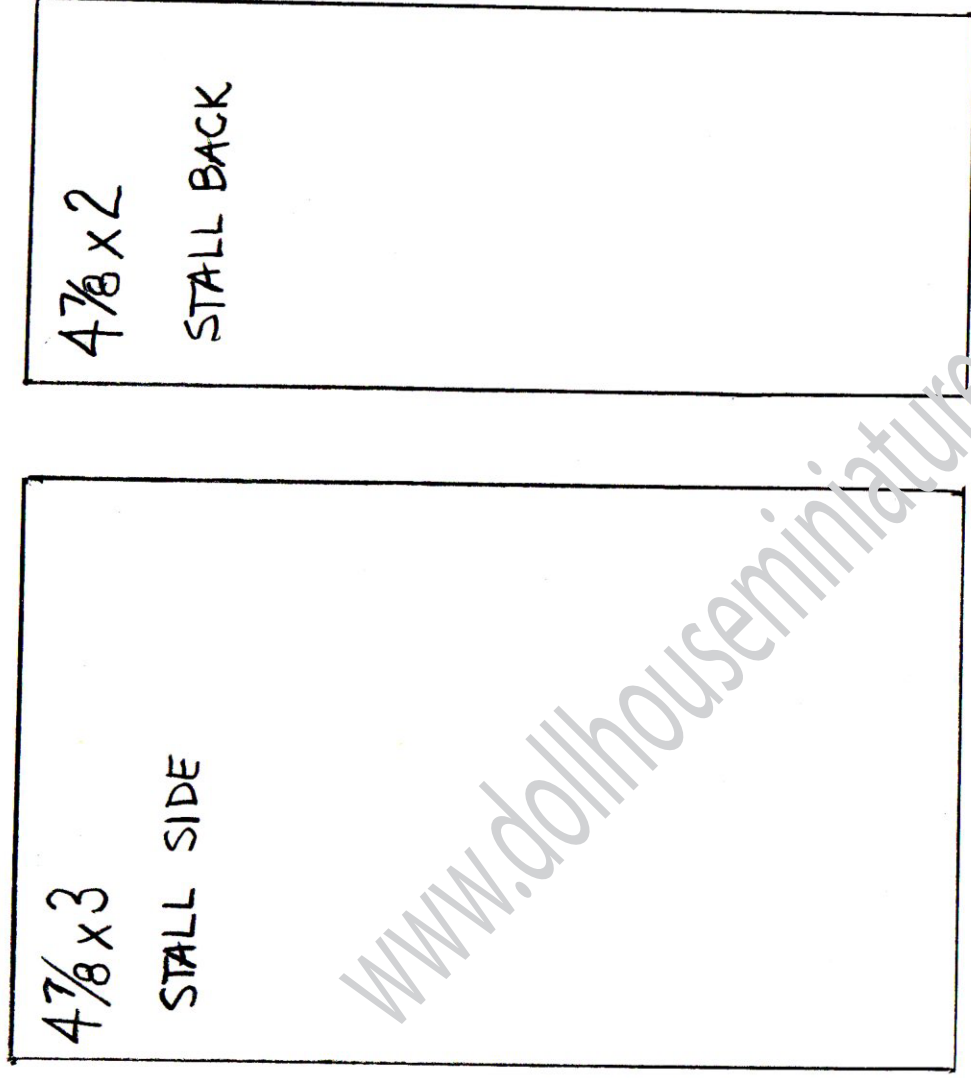
cross bar



$\frac{1}{8}'' \times \frac{1}{8}'' \times 2''$

$\frac{1}{4}'' \times \frac{1}{4}'' \times \frac{1}{4}''$

Hinge



$\frac{1}{4} \times \frac{3}{16}$

HINGE
MOUNTING



$2 \times \frac{1}{8} \times \frac{1}{8}$

TOP SPACER

Bathroom Stall
or Changing room

