

FOOSBALL TABLE



Subscribe



Like

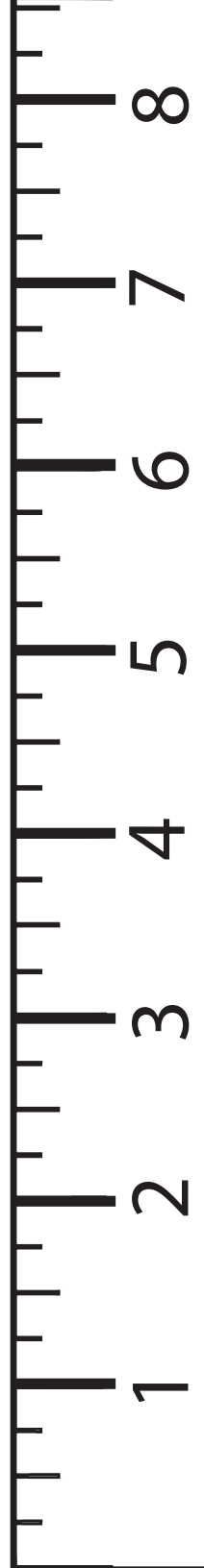


Share





Please follow my dad and I as we
create more miniature dollhouse tutorials.

Print full size on 8 1/2"x11" paper to size to scale



Game Field (Choice-Print 1)



2 9/16" x 4 5/8"

Ball Catch
(cut 1)

www.dollhouseminiaturemadnessandtutorials.com

2 9/16" x 4 5/8"

Game Field
(cut 1)


1/2" X 1 3/4" **Spacer**
(cut 2 each)

1/2" X 3 13/16"



1" x 2 9/16" **Front & Back**
(cut 2)

3/8" x 2" **Leg**
(cut 4)

1" x 4 15/16" **Side**
(cut 2)



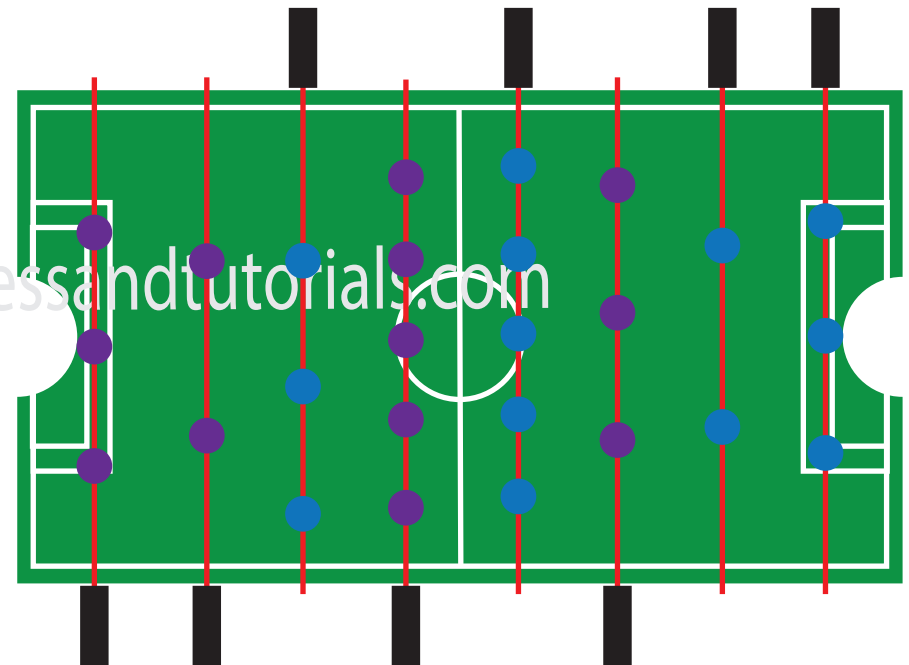
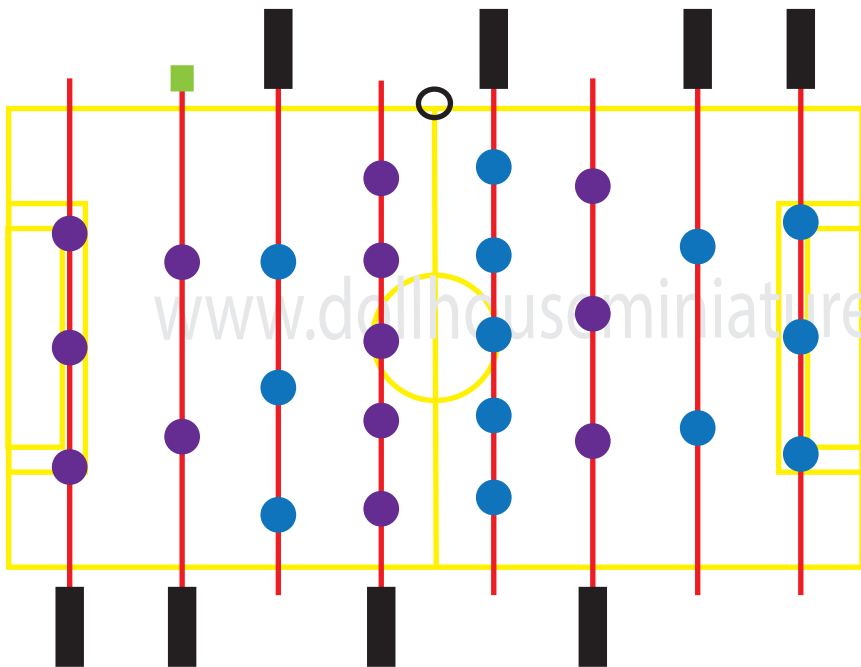
**Game Field
(Choice-Print 1)
Optional extra
space for cutting**



Placement Directions

Key:

- ● Foosman
- ▬ Handle
- Bumper
- Rod
- Bearing



www.dollhouseminiaturemadnessandtutorials.com