


$1\frac{1}{16} \times 8\frac{5}{8}$  (cut 2)

Top & bottom




# Cabinet


Frame  
 $1\frac{1}{16} \times 2\frac{3}{16}$   
(cut 15)



Inner  
Shelf  
 $1\frac{1}{16} \times 15/16$   
(cut 6-10)



Inner doors  
 $1\frac{3}{16} \times 2\frac{1}{2}$   
(cut 6)



End doors  
 $1\frac{1}{4} \times 2\frac{1}{2}$   
(cut 2)



Cabinets

