




Please follow my dad and I as we create more miniature dollhouse tutorials.

# Dartboard Cabinet



Share



# Dartboard Cabinet

Duct Tape Cover Board  
Cut 2



Arch Cut 1



Dart Rack

Cut 1

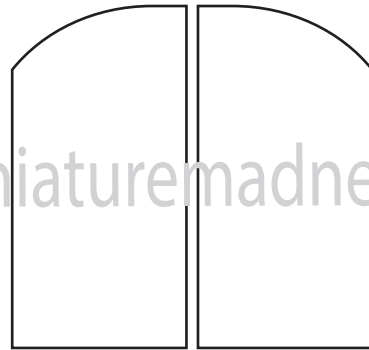


Dart Rack Side  
Cut 2

Left & Right Side  
Cut 2



Top & Bottom  
Cut 2

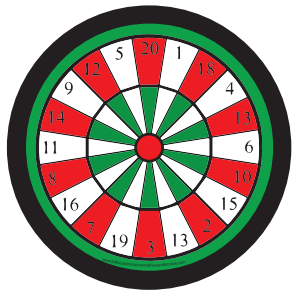


Front Doors Cut 2




Inside Back Base  
Cut 1

[www.dollhouseminiaturemadnessandtutorials.com](http://www.dollhouseminiaturemadnessandtutorials.com)



Dartboard Print 1



Print full size on 8 1/2"x11" paper to size to scale

