

Stove/Range with oven



Subscribe



Like

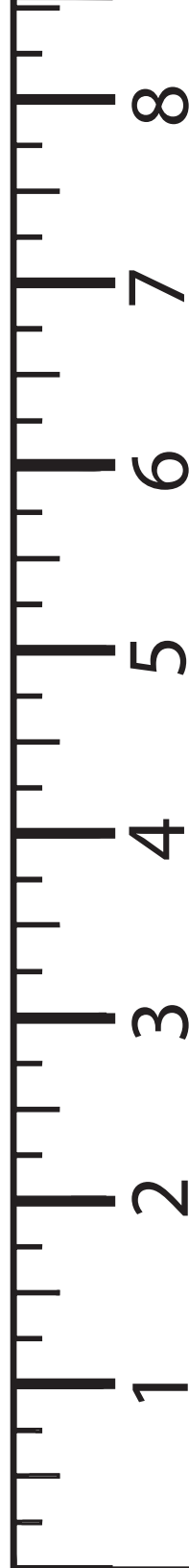


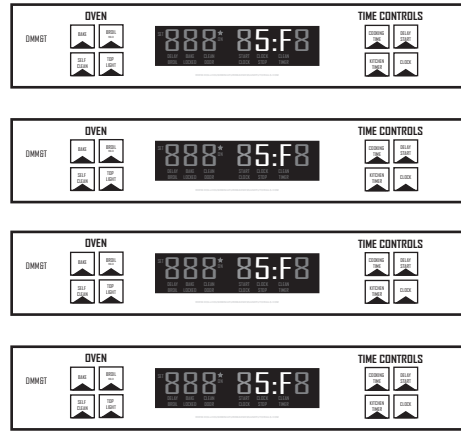

Share




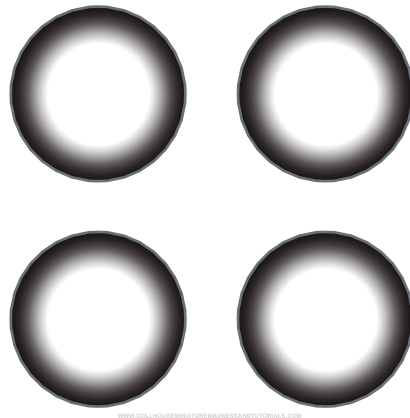


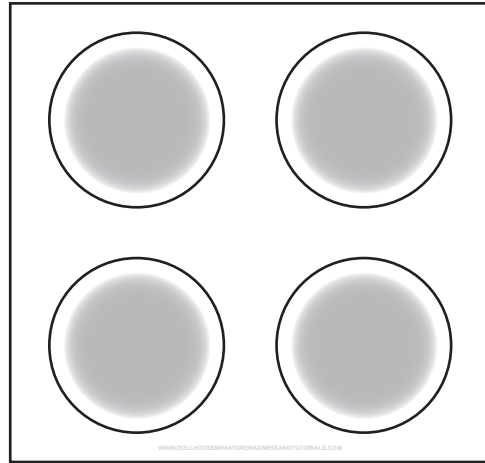


Please follow my dad and I as we
create more miniature dollhouse tutorials.

Print full size on 8 1/2"x11" paper to size to scale





PRINT
YOUR
STOVE
PARTS



RANGE WITH OVEN

$2\frac{1}{4} \times 2\frac{3}{16}$ CUT-2
OVEN BOTTOM
AND BOTTOM

OPTIONAL SHELF
GROOVE
SIDE $2\frac{5}{16} \times 2\frac{7}{8}$

DRAWER SUPPORT
 $2\frac{3}{16} \times \frac{1}{2} \times \frac{1}{4}$

$\frac{1}{2} \times 2\frac{1}{4}$ DRAWER
FRONT

ABOVE DRAWER SPACER
 $2\frac{1}{4} \times \frac{1}{8} \times \frac{1}{8}$

DRAWER SIDE CUT-2
 $\frac{3}{8} \times \frac{15}{16}$

TOP
 $2\frac{3}{8} \times 2\frac{1}{2}$

DRAWER BACK
 $\frac{3}{8} \times \frac{3}{32}$


DRAWER BOTTOM
 $2\frac{5}{32} \times 1\frac{7}{8}$

FRONT BOTTOM
 $1\frac{1}{16} \times 2\frac{1}{4}$

BACK
 $2\frac{1}{2} \times 3\frac{5}{8}$

WINDOW
 $\frac{1}{4}$ ALL SIDES

OVEN DOOR
 $2\frac{1}{4} \times 1\frac{1}{2}$



www.dollhouseminiaturemadnessandtutorials.com