

Window Grids


If you decide to create a project using this design package please share your images with us on our Facebook page or email your photos to:
laurieheisler@gmail.com
 (Subject: DMM&T Projects)

Window Grids

Download this collection of window grids and patterns for your dollhouse projects. This is a free resource for you to use in your projects. Please share your creations with us on our Facebook page or email your photos to: laurieheisler@gmail.com (Subject: DMM&T Projects)



www.dollhouseminiaturemadnessandtutorials.com



Subscribe




Like



Share


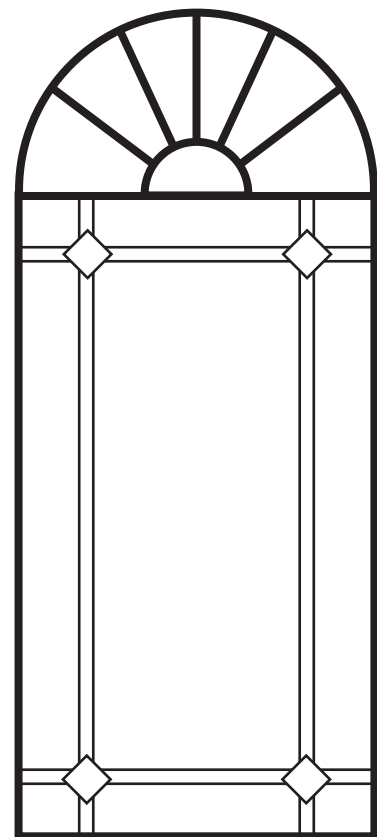

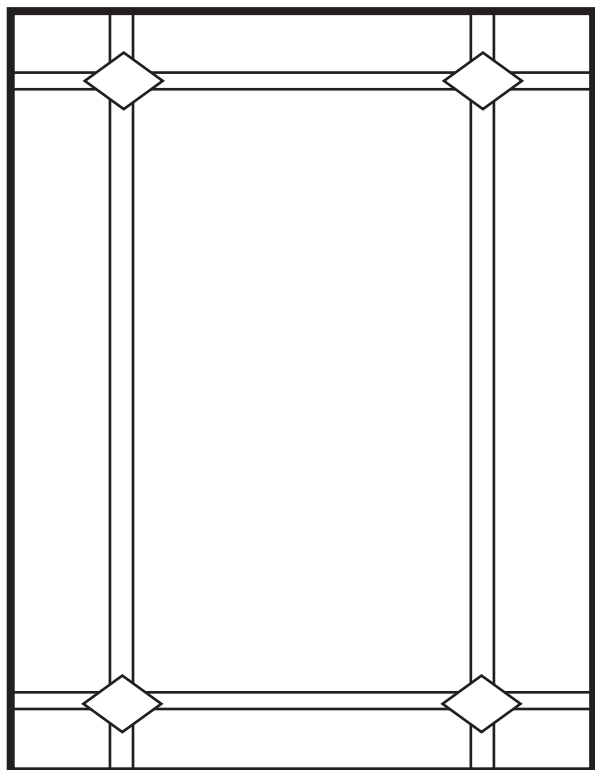
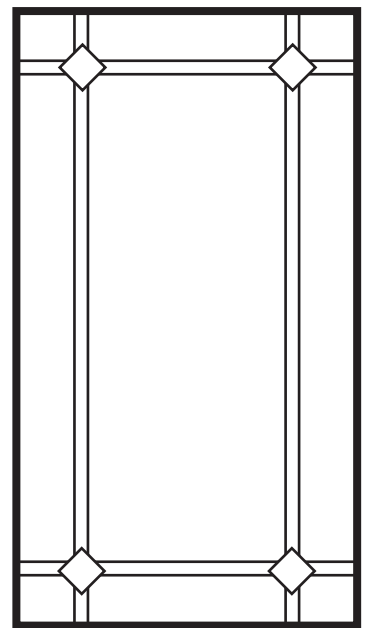


You can find more photos of this project in our facebook photo gallery



Please follow my dad and I as we create more miniature dollhouse tutorials.

NOT FOR RESALE

www.dollhouseminiaturemadnessandtutorials.com



This projects requires you to use
 1/64"x 120" pinstripe tape or
 Graphic Chart Tape, White, 1/64" x 648" and for thicker grid lines you may use 1/16" or 1/8" car pinstripe tape.
 I have found these tapes on Ebay and Amazon.

