


# Washboard



 Subscribe

 Like

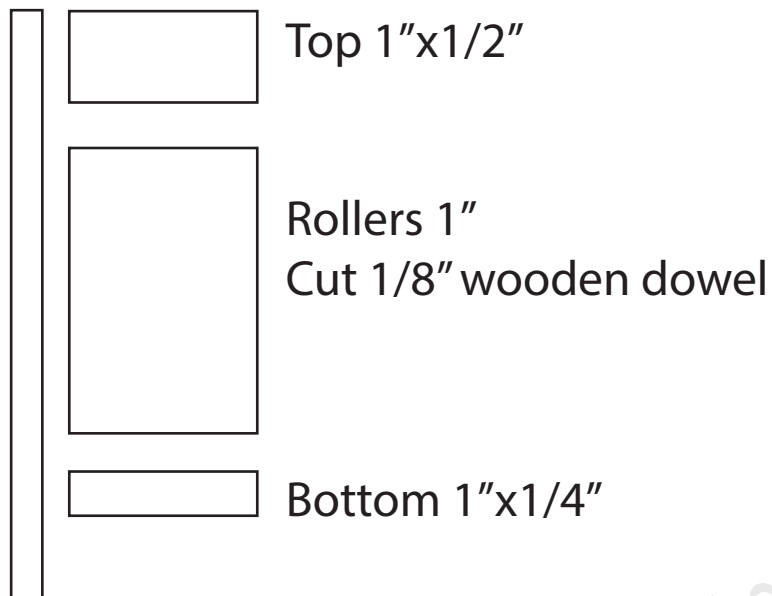
 Share



Please follow my dad and I as we create more miniature dollhouse tutorials.

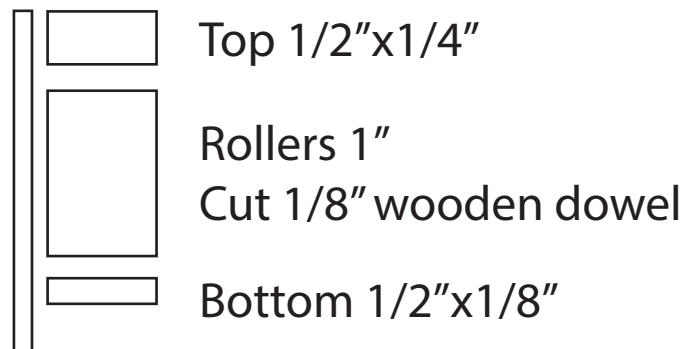

[www.dollhouseminiaturemadnessandtutorials.com](http://www.dollhouseminiaturemadnessandtutorials.com)

# Large Washboard



Sides 2 7/8"x 1/8" x1/8" wooden dowel

# Small Washboard



Sides 1 3/4"x 1/8" x1/8" wooden dowel