

9 1/2 x 3/8 sq CUT-4 LEGS

4" x 1/4 sq CUT-14

CUT STIRS TO COVER RAMP 3 7/8"  
CUT STIRS TO COVER PLATFORM 4 7/8"

5 1/2 x 1/4 sq CUT-2 RAMP SIDES

3 7/8 x 1/4 sq CUT-2 RAMP TOP+BOTTOM

SLIDE SIDES CUT-2 8" x 3/8"

SLIDE SURFACE 8" x 2"

SLIDE GLUE BLOCK  
2 x 1/4

2 7/16  
RAILING  
SPINDLES

[www.dollhouse-tutorials.com](http://www.dollhouse-tutorials.com)

5 5/8 RIDGE PART


1/4 ROOF SUPPORTS CUT-6

5 1/2" ROOF BEAM SUPPORTS CUT-4

6" x 1/4" ROOF COVERINGS CUT-10

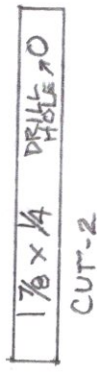
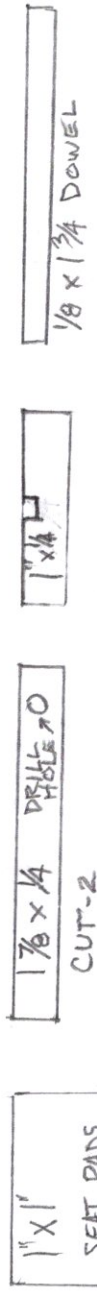
PLAY SET

Play house / slide  
(1 of 2)



SEESAW

(2 OF 2)



[www.dollhouseutorials.com](http://www.dollhouseutorials.com)



Swings