


PORCH SWING


www.dollhouse-tutorials.com



$4 \times \frac{1}{8}$ SEAT RAIL FRONT + BACK
CUT-5 AND BACK TOP + BOTTOM



BACK SLATS $1\frac{3}{4} \times \frac{1}{8}$
CUT-13



SEAT SLATS $1\frac{7}{8} \times \frac{1}{8}$
CUT-13




SEAT BACK SUPPORT
 $2\frac{1}{4} \times \frac{1}{8}$ CUT-2



ARM + SEAT SUPPORT
 $1\frac{7}{8} \times \frac{1}{8}$ CUT-4



FRONT ARM REST
 $\frac{3}{4} \times \frac{1}{8}$ CUT-2



$1\frac{7}{16}$ BACK SPACER



$1\frac{5}{16}$
ARM REST CUT-2