

# DIRECTIONS

## 2 Seat Diner Kit-1:12 Scale Dollhouse

MY 50's DINER



### TABLE


Square Bump Out

Flat NO Bump Out


STEP 1



STEP 2



Glue Table Base Top to the round top



Glue Table Base Bottom



FINISHED SET



### CHAIR

PARTS




STEP 1



Glue Seat

STEP 2




Glue (L) Support

STEP 3



Glue (R) Support

STEP 4



Glue Chair Front

